

Chapter 1: Installation

What you will learn in this chapter:

- ✓ How to download the zip file
- ✓ How to install the indicator in Ninja Trader using the automated import

Step 1: Download the Zip File

To begin you should download and save the Elephant Tracker 10.zip file to a location on your computer. It doesn't matter where you save it-just save it to a location you can easily find.

Ninja Trader has created an automated import process that is very easy to use. The only thing you have to do is save the zip file, but do NOT UNZIP the file. Ninja Trader will do that for you during the automated process-if you unzip the file it may cause the automated process to fail or only do a partial job.

Step 2: Import Using Ninja Traders Automated Utility

Ninja Trader has created an import process that does all the 'heavy lifting' for you. Essentially you just have to use the import menu option and point to the Etracker10.zip file you saved in the first step.

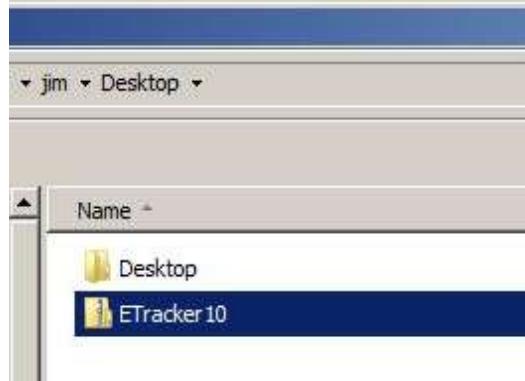
Do these steps:

- Open or navigate to Ninja Trader platform
- Go to the "Control Panel" window
- Click through to "File>Utilities>Import Ninja Script..."
- "Browse" to the folder/location where you saved the zip file in step 1
- Click "Open"
- If successful you will get a message box indicating it was successful.
- If you get an error message, make sure you have not unzipped the file before you do this step.

Chapter 1: Installation

Screenshots:

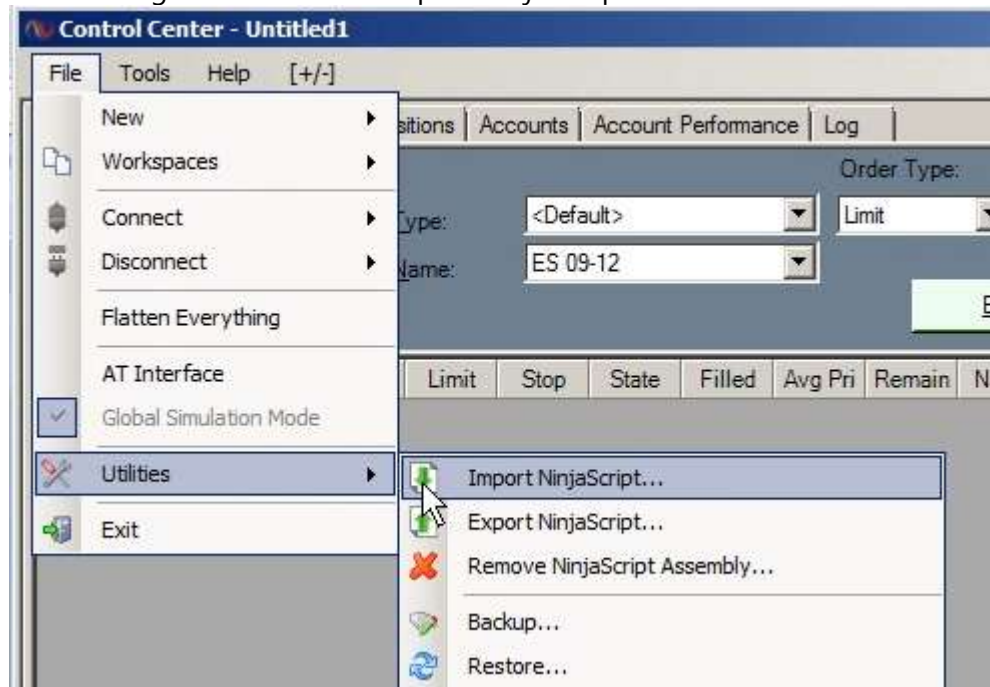
Save the zip file to a location you can find in the next step:



Navigate to NinjaTrader's "Control Center"



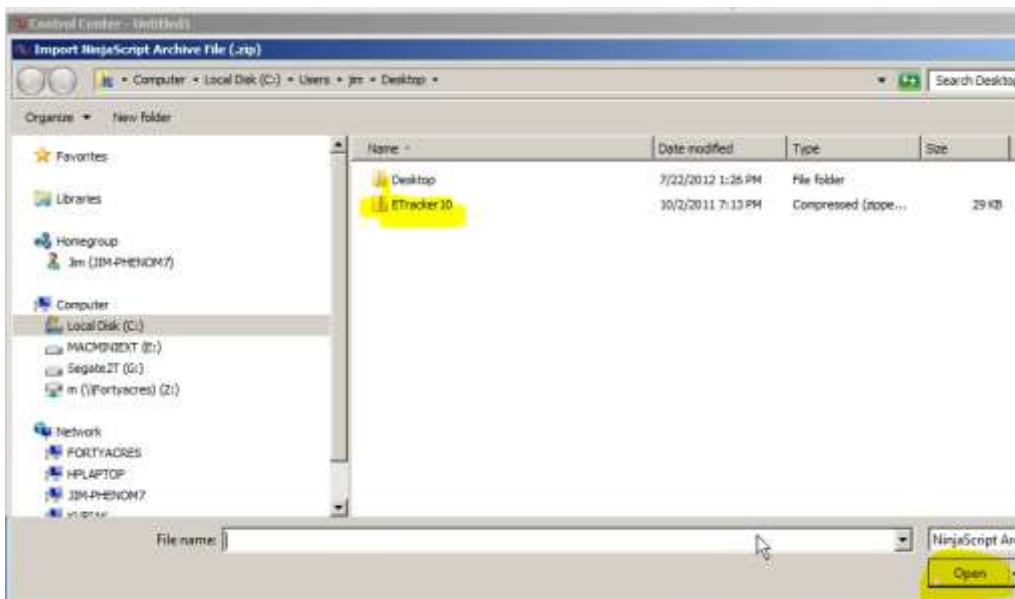
Click Through "File>Utilities>Import Ninja Script..."



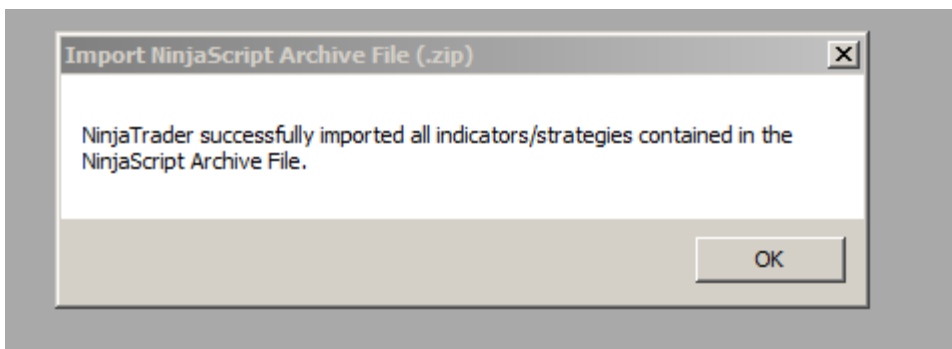
Click "Yes" on this Warning Message



Point to the file and folder location where you saved the zip file and select "Open"



Success!:



If you have trouble:

- Make sure you did not unzip the file
- Make sure you're not importing the same file a second time-you can only import the same file name once
- Email us at:

help@elephanttracks.net

Futures, foreign currency and options trading contains substantial risk and is not for every investor. An investor could potentially lose all or more than the initial investment. Risk capital is money that can be lost without jeopardizing ones financial security or lifestyle. Only risk capital should be used for trading and only those with sufficient risk capital should consider trading. Past performance is not necessarily indicative of future results.

?

CFTC Rules 4.41 - Hypothetical or Simulated performance results have certain limitations, unlike an actual performance record, simulated results do not represent actual trading. Also, since the trades have not been executed, the results may have under-or-over compensated for the impact, if any, of certain market factors, such as lack of liquidity. Simulated trading programs in general are also subject to the fact that they are designed with the benefit of hindsight. No representation is being made that any account will or is likely to achieve profit or losses similar to those shown.